

# FIBERGLASS ENCAPSULATED PADS & ROLLS



**CMA** is a leading producer of Fiberglass Pads which are used as the sound absorbing medium behind perforated metal ceiling and wall panels, wood ceilings and metal mesh materials. The acoustical performance of **CMA Encapsulated Pads & Rolls**, is dependent upon the open area of the perforated, or slotted panel. Generally a 12% or greater open area will provide maximum sound absorption. Pads and Rolls have NRC (Noise Reduction Coefficients) between .65 and 1.15 depending on the thickness and density of the encapsulated fiberglass and the percentage of open area.




Facings most used for this system are clear or black PVC or black Poly. Poly, by its nature, has a high sheen and should not be used behind panels that have a slot or perforation greater than 1/8". Both facings are designed for interior use only. Polyvinyl Fluoride (PVF) is particularly well suited to exterior applications; is washable, resistant to most chemicals and solvents, and is stable through a high range of temperature (-98°F to 225°F).

Encapsulated fiberglass pads are available in many different sizes and shapes to accommodate unique designs and applications.

**CMA**

205 Earl Road  
Shorewood, IL 60434  
Website: [www.cmainc.net](http://www.cmainc.net)

# FIBERGLASS ENCAPSULATED PADS & ROLLS



Standard Thickness	Standard Density	Standard Widths	Maximum Widths	Standard Length	Maximum Length	Standard Facings	Acoustical Range
1/2" - 6"	3/4" - 7#	12, 18, 24, 36, 48"	72"	2, 4'	10' - PVC 25' - Poly	Poly PVC PVF	.55 - 1.15

## Encapsulated Pads & Rolls behind Metal Ceilings

Octive Band Center Frequency, Hz										
Acoustical Material	Description	Mounting	125	250	500	1000	2000	4000	NRC	Test #
1" x 1# Poly	16 g. Steel 10% Perf	E-400	0.84	0.81	0.82	0.87	0.75	0.61	.80	RAL A91-43
1-1/2" x 3/4# Poly	16 g. Steel 10% Perf	E-400	0.90	0.79	0.84	0.86	0.74	0.64	.80	RAL A91-44
2" x 2# Duct liner	.032 Alum 45% Perf	E-400	0.94	0.99	0.91	1.06	1.06	1.06	1.00	Cedar Knolls 8090.2
2" x 2# PVC	.032 Alum 45% Perf	E-400	0.89	0.99	0.97	1.07	1.05	0.91	1.00	Cedar Knolls 8090.7
2" x 1-1/2# PVC	.032 Alum 45% Perf	E-400	0.91	0.91	0.94	1.09	1.06	0.94	1.00	Cedar Knolls 8090.4

## Encapsulated Pads behind Metal Wall Panels

Octive Band Center Frequency, Hz										
Acoustical Material	Description	Mounting	125	250	500	1000	2000	4000	NRC	Test #
2" x 2# PVC	.032 Alum 13% Perf	A	0.18	0.86	1.16	1.13	1.00	0.79	1.05	JM Tech Ctr A01-116-1
2" x 2# PVC	Cor. Metal 13% Perf	D-100	0.57	1.10	1.11	1.07	1.02	0.89	1.10	JM Tech Ctr A01-116-7
2" x 1.5# PVC	.032 Alum 13% Perf	D-100	0.32	0.94	1.36	1.20	1.04	0.86	1.15	RAL A90-193
2" x 2.5# PVC	Metal Mesh 40% Open	D-100	0.51	1.13	1.17	1.17	1.09	0.98	1.15	JM Tech Ctr A2002-017
2" x 1.7# PVC	Metal Mesh 40% Open	D-100	0.75	1.03	1.14	1.12	1.07	1.00	1.10	JM Tech Ctr A2002-133-1

1. Mounting: (a) E-400 Ceiling Mount is 14" depth; (b) "A" Mounting is directly against structural wall with no air space; (c) D-100 (100mm) utilizes a 4" air space behind fiberglass.
2. All test for Sound Absorption are in accordance with ASTM C-423-99a. Actual installed values may vary depending upon many variables, such as type of construction and humidity.